

**Message from Dr. Cooke**



Welcome to our first UC Davis Cardiothoracic Surgery Residency Newsletter. This newsletter will provide periodic updates on the exciting program activities and the accomplishments of our current residents, trainees and alumni. We are sending this newsletter out to all of our residents and trainees, alumni

and friends of the program. The 2016-2017 academic year will be another great one, filled with numerous highlights. We welcome two new residents to the UC Davis cardiothoracic surgery family. Dr. Amir Sarkeshik is our incoming Integrated 6-year (I-6) resident. He hails from Touro University College of Osteopathic Medicine, here in northern California. We also welcome Dr. Sterling Humphrey as our incoming Independent Pathway (Traditional) resident. Dr. Humphrey is well known to us, having just completed his general surgery residency here at UC Davis. If you have updates you'd like to share in our Alumni Notes section, please feel free to submit them to our residency coordinator Marissa Hubbard, [mehubbard@ucdavis.edu](mailto:mehubbard@ucdavis.edu). We want to hear from you.

Thank you and enjoy!

David Tom Cooke, M.D.  
Program Director,  
UC Davis Cardiothoracic Surgery Residency

**Graduating Chief Resident 2016**


**Marisa Amaral, MD**

Advance Fellowship, Thoracic Oncology and  
Robotics  
H. Lee Moffitt Cancer Center

**Congratulations!**



**New Faculty Additions:**



Lisa Brown, MD, MAS  
General Thoracic Surgery



Paul Perry, MD  
Adult Cardiac Surgery

## Our New Housestaff !



**Dr. Amir Sarkeshik**  
**I-6 Post Graduate Year**  
**(PGY) 1**



**Dr. Sterling Humphrey**  
**Traditional PGY 6**

### **Welcome to our New Housestaff -**

**Dr. Sarkeshik completed medical school at Touro University College of Osteopathic Medicine and received his undergraduate degree from UC Davis. Prior to matriculating to our program Dr. Sarkeshik completed a 1 year research fellowship with our Section Head of Adult Cardiac Surgery, Dr. W. Douglas Boyd, investigating surgical applications of regenerative bio-scaffolds.**

**Dr. Humphrey completed his undergraduate degree at Portland State University, medical school at Oregon Health & Science University School of Medicine, and his general surgery residency at UC Davis. Dr. Humphrey performed two years of research during general surgery residency working with teams from the school of medicine, the veterinary school, the school of biomedical engineering, private industry and the US Military.**

## Spotlight: Paul Perry, MD



Please welcome our newest faculty member Paul Perry, MD. Dr. Perry will serve as an Assistant Professor in Surgery in the Section of Adult Cardiac Surgery and as an associate program director for adult cardiac surgery. He recently completed a fellowship in transplantation and mechanical circulatory assist at Cedars Sinai in Los Angeles and returns to UC Davis, where he completed his cardiothoracic surgery residency. Dr. Perry specializes in adult cardiac surgery including valvular heart disease, coronary revascularization, aortic disease, pulmonary thromboembolism, and minimally invasive surgery for atrial fibrillation. Additionally, he is an expert in the surgical management of heart failure including heart transplantation, ventricular assist devices, total artificial heart, and extracorporeal life support.

### ***What will be your major role here at UC Davis, and what are you looking forward to the most?***

My major role will be to contribute to the array of typical adult cardiac surgical services offered at UCDMC. Additionally, I will have a focus on developing our existing advanced heart failure services such as durable Ventricular Assist Devices and temporary Mechanical Circulatory Support. Moving forward, my ultimate goal is to establish UCDMC as a regional leader in comprehensive advanced heart failure therapies with the addition of a Heart Transplantation program. I look forward to being part of an outstanding team that provides high-level interventions to an exceedingly complex patient population.

### ***What attracted you to Cardiac Surgery?***

For most patients who require Cardiac Surgery, the underlying pathology presents a significant threat to quantity and/or quality of life. I find it very gratifying to provide interventions that can impact these processes in such a direct and profound manner. Additionally, I have always enjoyed managing the complex medical and technical challenges inherent in Cardiac Surgery.

### ***You were a CT Surgery resident yourself here at UC Davis. How did your training prepare you for life as a faculty member?***

I am very grateful for the outstanding training I received at UCD. Returning here as a faculty member has been advantageous in terms of professional relationships and navigating the systems components of the medical center.

### ***What excites you about medical education?***

Cardiac surgery is a dynamic and exciting field that is constantly evolving. This provides excellent opportunity for innovation and improvement, which aligns well with the ethos and culture of UCDMC. I am excited to share my enthusiasm for Cardiac Surgery and to inspire others to contribute to the future of the field.



## Spotlight: Luis Godoy, MD



Dr. Luis Godoy is our PGY 3 Integrative 6-Year (I-6) cardiothoracic surgery resident. Dr. Godoy came to our residency program after obtaining his undergraduate and medical degrees from UC Davis, where he received numerous awards, including the UC Davis University Medal. The University Medal is bestowed upon an individual, recognizing the very highest levels of distinction, personal achievement and contributions to the ideals of higher education.

### *Why do you want to be a cardiothoracic surgeon?*

When I was a child, we could not afford luxuries. The few toys I was given were hand-me-downs that were usually broken. Using my father's tools, I would spend hours taking apart and repairing those old toys, bringing them back to life. Time seemed to stand still when I was working with my hands. As I got older, my passion for repair and restoration grew and I moved up to working on cars. During my high school years I worked as a mechanic restoring classic cars after school. For the longest time I thought that that would be my life's path. Things changed when I became a father during my senior year in high school. Forced to grow up fast, I made myself a promise to be the best husband and father that I could be. Even though I struggled to balance work, family and school, I managed to graduate on time. After graduation, I enrolled in an X-ray technician program and obtained my X-ray technician's license in order to provide for my family. Working in a hospital showed me the importance of the doctor's hands and heart in treating patients. Being bilingual, one of my duties was to interpret for Spanish-speaking patients. By communicating with them in their native language, I was able to optimally address their needs, concerns, and fears while instilling a sense of trust among the patient, myself and the physician. Experiences like those lit a fire within me to pursue a career in medicine where I discovered that I could utilize my passion for "repair and restoration" and apply it to the human condition. Through dedication and perseverance I became the first in my family to attend and graduate from college and the first to attend medical school.

I recall my experience in 1st year anatomy lab, with scalpel in one hand and blunt probe in the other, that sensation of time standing still flashed back. I enjoyed the skill and attention to detail that was required dissecting through delicate layers of tissue so much that I began to visualize myself as a surgeon. During my 4<sup>th</sup> year rotation on the cardiothoracic surgery service I witnessed procedures that not only improved patients' lives, but in many cases saved them as well. I was impressed by the skill and dedication that I witnessed from the surgeons and also by their humanistic qualities. Humanism places compassion, respect, and dignity at the center of one's personal, social, and professional life. Humanism has driven me to pursue my calling to be a cardiothoracic surgeon and I believe that it is a core value that all physicians possess. I love to operate, to use my natural abilities to repair, think on my feet in the moment and make things as whole as possible. More importantly, I want to be a cardiothoracic surgeon because it will allow me to combine my physical abilities to "repair and restore" with my work ethic, life experience and humanism, a combination that will heal not only physically, but emotionally and spiritually as well.

## Spotlight: Luis Godoy, MD

### ***What led you to choose an I-6 residency?***

Many factors led to my decision to choose an I-6 program. I knew early on that I wanted to pursue a surgical career. As a student I researched the various pathways to becoming a cardiothoracic surgeon. I considered the traditional pathway and also looked into the 4+3 programs. What appealed to me the most about the I-6 programs was that the training was specifically focused on cardiothoracic surgery. The condensed 6 year curriculum caught my attention along with the interdisciplinary training that programs offer. Cardiothoracic surgery is changing, and I felt that the integrated programs are specifically geared to train well-rounded cardiothoracic surgeons that will ultimately be capable of performing the most up to date procedures. As a family man with children, I also wanted to try to minimize the amount of uncertainty and change for my family. The fact that I would not have to apply to a fellowship match, incurring the added costs of interviewing, and potentially moving to different cities also played a role in my decision. Ultimately, I felt that the integrated programs were most aligned with my training and career goals.

### ***You are from Fairfield, California and have extensive knowledge of this region. How do you see yourself impacting similar communities in the future?***

I was a child when my father decided it was time for us to leave our small village in Mexico. Since then, I have called northern California home. By the time I was 7, I would work full days, coming home from school to work with my parents picking and cutting fruit. In Michoacán, Mexico and the migrant camp that I grew up in, respect was earned one way— through hard physical work. My parents instilled this work ethic in me and I thank them for that. Growing up in that humbling environment gave me a unique perspective on life and has shaped who I am today. I can relate to a diverse range of patients and am familiar with many of the challenges that patients face. I believe that this allows me to better serve my patients medically and also helps me to inspire them and future generations to pursue their dreams.

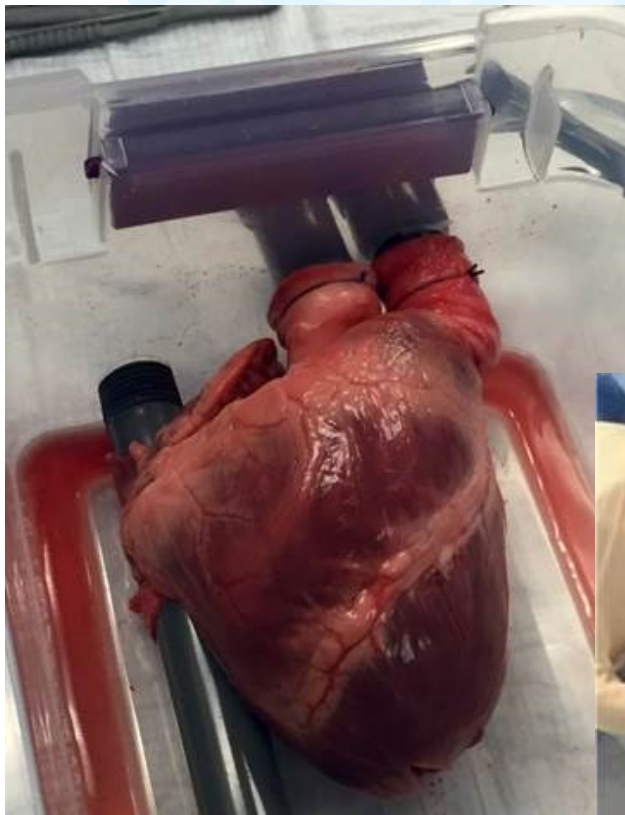
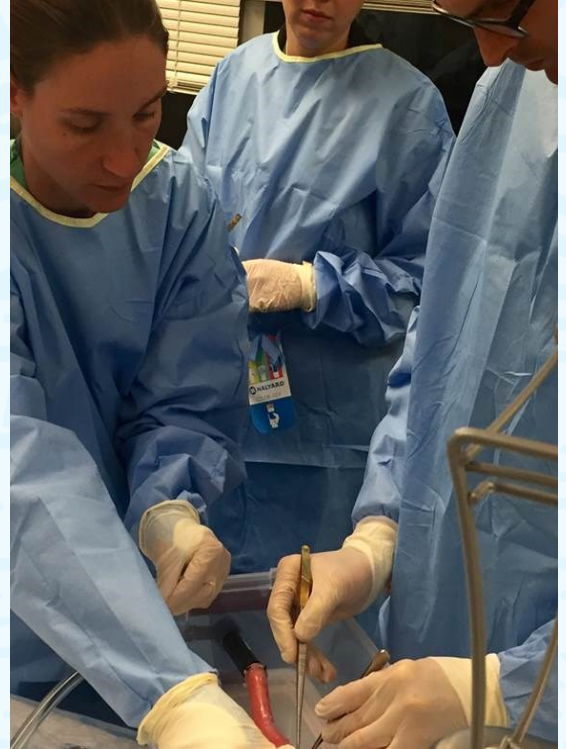
### ***What excites you about the future of cardiothoracic surgery?***

Cardiothoracic surgery is a very special field. We take care of some of the sickest patients and we help improve their quality of life. The future of cardiothoracic surgery is bright and technological advances are changing the field drastically. The skill sets required are expanding in both surgical and interventional areas. Future surgeons will be required to master these skills as the field evolves to include endovascular and minimally invasive techniques. Cardiac surgery has undergone a significant change as minimally invasive and endovascular procedures have evolved. These will play a larger role in patient care in the future and we as cardiothoracic surgeons must embrace and master these changes. Thoracic surgery is also changing. Changes in lung cancer screening have allowed for early disease detection. As such, patients are being referred earlier and curative surgery is now becoming more frequent. In essence, cardiothoracic surgery has evolved and is continuing to evolve. I feel privileged to be part of this exciting and life altering specialty.



## Wet Lab—November 17<sup>th</sup>

On November 17<sup>th</sup> Dr. Amy Rahm, associate program director for pediatric cardiothoracic surgery, held our first Wet Lab Simulation Session of the year. Dr. Rahm guided the residents through high fidelity simulation of aortic cannulation in the pediatric patient. Animal tissues were obtained from the UC Davis School of Veterinary Medicine. There are two other Wet Lab sessions planned, plus our annual Mock Oral Board Exam, held in the spring.



## **New Resident Welcome Dinner Hot Italian pizza, September 16, 2016**

On Saturday, September 17 we held our Annual New Resident Welcome Dinner at Hot Italian Pizza in “Midtown” Sacramento. Faculty, staff, students, the operating room team and other friends of the residency program gathered together to celebrate not only our new residents, but our current trainees as well. Lots of great pizza was devoured!




**From left to right: Dr. Melissa Blaker, PGY 2, Dr. Amir Sarkeshik, PGY 1, Dr. Sabrina Oldfield, PGY 4, Dr. David Penner, PGY 7, Dr. Sterling Humphrey, PGY 6.**



## **2016 UC Davis Section of General Thoracic Surgery/Core Mobile Inc. Thoracic Surgery Patient Engagement Scholarship**

UC Davis undergraduate student, Connor Grant, received the 2016 UC Davis Section of General Thoracic Surgery/Core Mobile Inc. Thoracic Surgery Patient Engagement Scholarship.

The scholarship benefits undergraduate and nursing students with a financial grant and a one-year internship within the Section of General Thoracic Surgery to learn patient engagement and improvement strategies. The scholarship also supports enrollment into the UC Davis Health System's Certificate Program in Health System Improvement: Blue (Basic) Certificate (<http://www.ucdmc.ucdavis.edu/quality/certificate/index.html>).



**From left to right: Valerie Kuderer, RN, OCN, Connor Grant, Dr. David Tom Cooke**



**Department of Surgery  
Cardiothoracic Surgery Related  
Grand Rounds Schedule  
Medical Education Bldg., Lecture Hall 2222  
Tuesday, 7:30am-8:30am  
2016-2017**

Date	Presenter	Topic of presentation
February 21	John M. Mott, Jr. Visiting Lectureship  Ara A. Vaporciyan, MD MD Anderson Cancer Center Host: David Tom Cooke, MD	Cardiothoracic Surgical Education
February 28	Lisa Brown, MD UC Davis General Thoracic Surgery Faculty	TBD
March 28	Outcomes Research Group Visiting Professorship  Margaret L. Schwarze, MD University of Wisconsin Host: Elizabeth A. David, MD	Qualitative Research in Surgery
May 9	David Penner, MD UC Davis Cardiothoracic Surgery Chief Resident	Chief Resident Final Grand Rounds

**Residency Events:**

**Wet Lab/Simulation Sessions**

Nov 17th, 5-8pm in Cypress Building  
Feb 16th, 5-8pm in Cypress Building  
May 18th, 5-8pm in Cypress Building  
Mock Oral Board Exam, March TBD

**Alumni Dinner**

STS 53rd Annual Meeting  
January 21, 2017  
Location and Time TBD  
Houston, Texas

**Exams**

2017 TSDA In-Training Exam 3/11/2017

Division of Cardiothoracic Surgery

**J. Nilas Young, MD**  
Professor  
Chief of Cardiothoracic Surgery

**David Tom Cooke, MD**  
Associate Professor  
Head Section of General Thoracic Surgery  
Program Director of CT Surgery Residency

**W. Douglas Boyd, MD**  
Professor  
Head Section of Adult Cardiac Surgery

**Gary Raff, MD**  
Professor  
Head Section of Pediatric Cardiothoracic  
Surgery

**Lisa M. Brown, MD**  
Assistant Professor  
Clinical Director Comprehensive Lung Cancer  
Screening Program

**Elizabeth A. David, MD**  
Assistant Professor  
Associate Program Director  
General Thoracic Surgery

**Paul Perry, MD**  
Assistant Professor  
Associate Program Director  
Adult Cardiac Surgery

**Amy Rahm, MD**  
Assistant Professor  
Associate Program Director  
Pediatric Cardiothoracic Surgery

**Marissa E. Hubbard**  
Residency Coordinator

UC Davis Department of CT Surgery  
2221 Stockton Blvd  
Sacramento, CA95817  
Phone: 916-734-3861  
Fax: 916-734-3066

Supporting the Next Generation:  
Gifts to UC Davis  
Cardiothoracic Surgery Residency

As former UC Davis interns, residents, researchers, faculty, clinicians and surgeons, and "friends of the program", we ask you to consider a gift in support of the cardiothoracic surgery residency that you can designate for the residency fund. Your gift can be for specific curriculum elements, or we can direct toward the greatest needs within the education program each year.

Your tax deductible support can be given in a variety of ways whether it be through direct gifts, appreciated stock (which come with additional tax benefits), gifts of property and estate gifts which can all have a lasting impact on the cardiothoracic surgery residency at UC Davis.

For information on how you can support the UC Davis cardiothoracic surgery residency, please contact Jonathan Evans at 916-734-9675 or [jodevans@ucdavis.edu](mailto:jodevans@ucdavis.edu)

Your kind contributions are much appreciated!



**Dr. Sabrina Oldfield, PGY 4 with her patient.**